

FROM THE PRINCIPAL

Dear Parents and Community Members,

Lafayette Elementary is proud to be a neighborhood school serving generations of Albany families. As a Title-1 school we offer small reading groups at all grade levels. We are pleased to have the opportunity to offer music classes four days a week and PE twice a week to students in grades 1st – 5th. In 2012-13, Lafayette received an Overall State Rating of Level 3.

Classroom teachers work closely with each other, specialists and our classified staff to make sure all students are being challenged at their ability level. Our Character Education program emphasizes being responsible, respectful and safe, as well as treating others as we want to be treated. We believe that a respectful

environment is key in not only bringing about a positive environment, but also in creating an atmosphere where children can best rise to their potential.

Please contact us if you have any questions at 541-967-4575 or visit our website for more information.

Thank you,

Principal | Gina Ayers

SCHOOL PROFILE

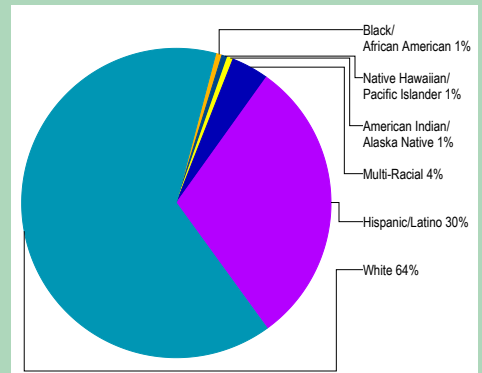
Enrollment 2012-13	332
K-3	218
4-5	114
Change from previous year	-4.9%
Students attending 90% or more of enrolled days	86%
.....	
Average elementary class size	25.5
Change from previous year	-3.0

Select Demographics 2012-13

English Learners	20%
<i>Students who have ever been eligible for or participated in a program to acquire academic English.</i>	
Economically disadvantaged	79%
Students with disabilities	18%
.....	
Number of different languages spoken:	5

Note: a "*" is displayed when the data must be suppressed to protect student confidentiality.

STUDENTS

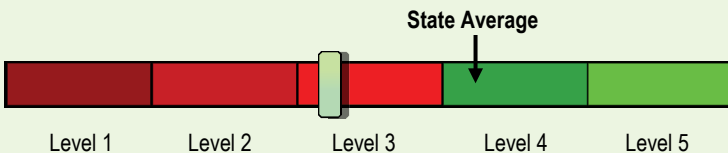


OVERALL STATE RATING

HOW ARE STUDENTS AT THIS SCHOOL PERFORMING COMPARED TO THOSE AT OTHER SCHOOLS?

The overall state rating is intended to summarize this school's particular successes and challenges. It is based on a combination of up to five factors. Three of these factors come from standardized test scores in reading and math: student achievement, student growth, and the growth of underserved subgroups. Please be aware that this rating is based mainly on high-stakes testing and accordingly, represents a limited view of student performance. Other aspects of this report card are designed to put this rating in the proper context.

Compared to all schools statewide in 2012-13, this school is rated as Level 3.



- Level 1** = Falls into the bottom 5% of schools
- Level 2** = Falls between 5% and 15% of schools
- Level 3** = Falls between 15% and 44% of schools
- Level 4** = Falls between 44% and 90% of schools
- Level 5** = Falls into the top 10% of schools

Compared to elementary schools with similar student demographics in 2012-13, this school's rating is below average.



- Below average** = Falls into the bottom third of comparison schools
- About average** = Falls into the middle third of comparison schools
- Above average** = Falls into the top third of comparison schools

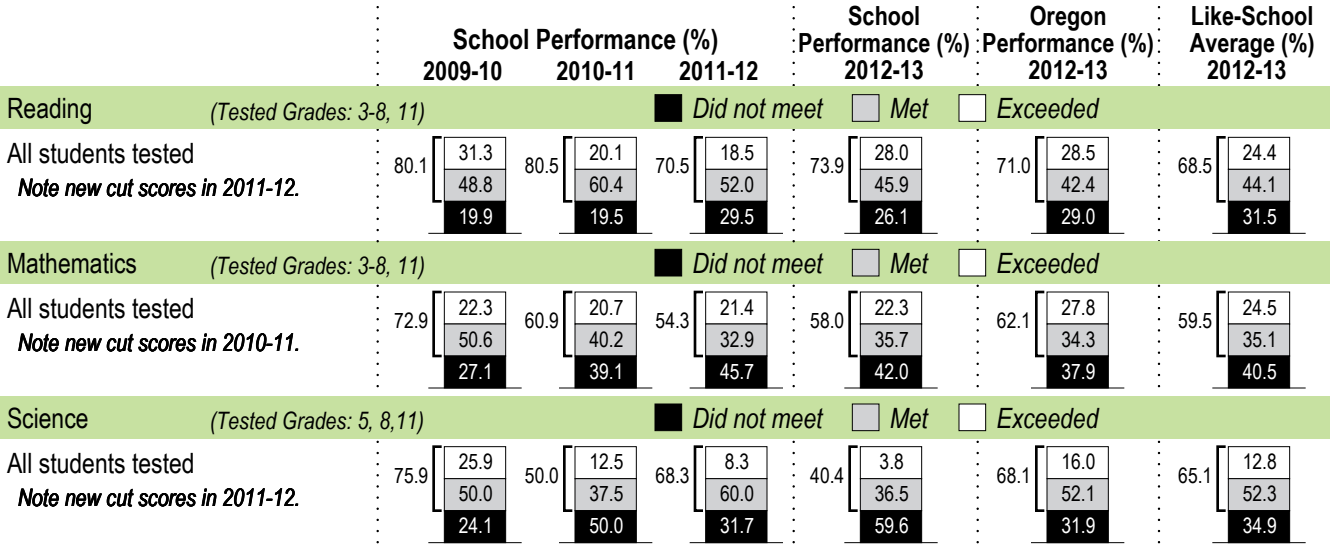
PROGRESS ARE STUDENTS MAKING ADEQUATE GAINS OVER TIME?

SCHOOL PERFORMANCE

Students meeting or exceeding state standards on exams

Did at least 95% of the students at this school take required state exams? Yes No

Participation rate criteria are in place to ensure schools test as many eligible students as possible



Visit www.ode.state.or.us/go/data for additional state exam results.

Note: a "*" is displayed when data are unavailable or to protect student confidentiality.

OUTCOMES FOR KEY STUDENT GROUPS AT THIS SCHOOL COMPARED TO THE SAME GROUPS STATEWIDE

STUDENT GROUP OUTCOMES

	School Performance (%)	Oregon Performance (%)	School Compared to OR Average		School Performance (%)	Oregon Performance (%)	School Compared to OR Average		School Performance (%)	Oregon Performance (%)	School Compared to OR Average
All Students				American Indian/Alaska Native				Native Hawaiian/Pacific Islander			
Reading	73.9	71.0	+2.9	Reading	*	57.4	*	Reading	*	59.1	*
Mathematics	58.0	62.1	-4.1	Mathematics	*	47.3	*	Mathematics	*	46.5	*
Science	40.4	68.1	-27.7	Science	*	53.2	*	Science	*	49.4	*
Economically Disadvantaged				Asian				White			
Reading	73.9	60.2	+13.7	Reading	*	79.5	*	Reading	75.9	77.7	-1.8
Mathematics	58.0	50.3	+7.7	Mathematics	*	79.7	*	Mathematics	62.0	68.0	-6.0
Science	40.4	55.5	-15.1	Science	*	74.9	*	Science	45.2	76.5	-31.3
English Learners				Black/African American				Female			
Reading	51.9	46.5	+5.4	Reading	*	55.2	*	Reading	73.8	73.2	+0.6
Mathematics	40.7	43.3	-2.6	Mathematics	*	42.5	*	Mathematics	57.1	61.5	-4.4
Science	23.1	39.6	-16.5	Science	*	47.9	*	Science	30.8	65.9	-35.1
Students with Disabilities				Hispanic/Latino				Male			
Reading	42.9	43.0	-0.1	Reading	65.8	52.1	+13.7	Reading	74.0	68.8	+5.2
Mathematics	28.6	33.7	-5.1	Mathematics	47.4	45.2	+2.2	Mathematics	58.9	62.7	-3.8
Science	15.4	42.9	-27.5	Science	33.3	45.3	-12.0	Science	50.0	70.3	-20.3
Talented and Gifted				Multi-Racial							
Reading	93.8	98.5	-4.7	Reading	*	76.0	*				
Mathematics	>95	98.1	*	Mathematics	*	65.8	*				
Science	66.7	98.0	-31.3	Science	*	73.5	*				

Note: a "*" is displayed when data are unavailable or to protect student confidentiality.



Lafayette Elementary School

3122 Madison St SE
Albany, OR 97322-4146, (541) 967-4575
<http://www.albany.k12.or.us/lafayette/>

DISTRICT Greater Albany Public SD 8J
SUPERINTENDENT Maria Delapoer
PRINCIPAL Gina Ayers
GRADES SERVED K-5

For more report card measures
including detailed demographic
information visit
www.ode.state.or.us/go/SchoolRC

CURRICULUM & LEARNING ENVIRONMENT WHAT IS THIS SCHOOL DOING TO IMPROVE STUDENT LEARNING AND TO PREPARE STUDENTS FOR THE FUTURE?

SCHOOL READINESS

Character Education and Positive Behavior Interventions and Supports
Families and Agencies Coming Together; Welcome Center
Kindergarten Interviews and Orientation

School Nutrition Breakfast and Lunch Programs
Strong Community Partnerships

ACADEMIC SUPPORT

Special Education and Child Find for Students with Disabilities
Small Group Instruction and Interventions
Student Study Support Teams for Behavior and Instruction
Federal Program Supports for Low Income and Second Language Learners

ACADEMIC ENRICHMENT

Talented and Gifted Identification and Services
Swimming and Bike Safety Provided by Community Donors
Curriculum Nights
Career Exploration
Albany Public Schools Foundation Supports
Weekly Music and Physical Education Classes

EXTRACURRICULAR ACTIVITIES

Wednesday Early Release Community Based Partnerships

Data and information in the Curriculum and Learning Environment section was provided by local schools and districts and was not verified by the Oregon Department of Education.

FEDERAL TITLE I DESIGNATION

Priority Focus Model

Focus Schools are high poverty schools that were ranked in the bottom 5% -15% of Title I-A schools in the state with a significant achievement gap based on Oregon's rating formula. These schools need additional support in closing the achievement gap among historically underserved student populations.

Priority and Focus school designations were based on 2011-12 data. Model school designations were based on 2012-13 data.